

SPOOL DIMENSIONS - (W) 0.39" x (H) 0.05" x (L) 16.4 ft. (5m)

MAXIMUM RUN - 15 Feet

WATTAGE - 5.3 watts/ft.

VOLTAGE - 24VDC

LAMPS - LED SMD 2835, 168 LED's per meter. Spaced at 0.24" on center.

FIELD CUTTABLE - Every 1.64" inches.

BEAM ANGLE - 120 degrees.

LUMEN OUTPUT - 650 lumens/ft.



COLORS - White (2400K), White (2700K), White (3100K), White (4000K), White (6000K), Red, Green, Blue and Amber.


LIFE HOURS - 60,000 hours.

ELECTRICAL - Flexible circuit board ribbon. Additional aluminium heat sink may be required.

MOUNTING OPTIONS - Pre-applied 3M adhesive tape, mounting clips, and polycarbonate channels. Should custom requirements be necessary, please contact your local rep.

WARRANTY - 5 years from date of purchase.

CRI - 90+ **LISTING** -  Listed (E166352 IFDR) (E 348777),  approved.



ORDERING INFORMATION

CATALOG #	DESCRIPTION	LED COLOR
DSH-5.3-24V-W24	DSH-5.3-24V-W24	White (2400K) (SPECIAL ORDER)
DSH-5.3-24V-W27	DSH-5.3-24V-W27	White (2700K)
DSH-5.3-24V-W31	DSH-5.3-24V-W31	White (3100K)
DSH-5.3-24V-W40	DSH-5.3-24V-W40	White (4000K)
DSH-5.3-24V-W60	DSH-5.3-24V-W60	White (6000K) (SPECIAL ORDER)
DSH-5.3-24V-RD	DSH-5.3-24V-RD	Red (SPECIAL ORDER)
DSH-5.3-24V-GN	DSH-5.3-24V-GN	Green (SPECIAL ORDER)
DSH-5.3-24V-BL	DSH-5.3-24V-BL	Blue (SPECIAL ORDER)
DSH-5.3-24V-AM	DSH-5.3-24V-AM	Amber (SPECIAL ORDER)